

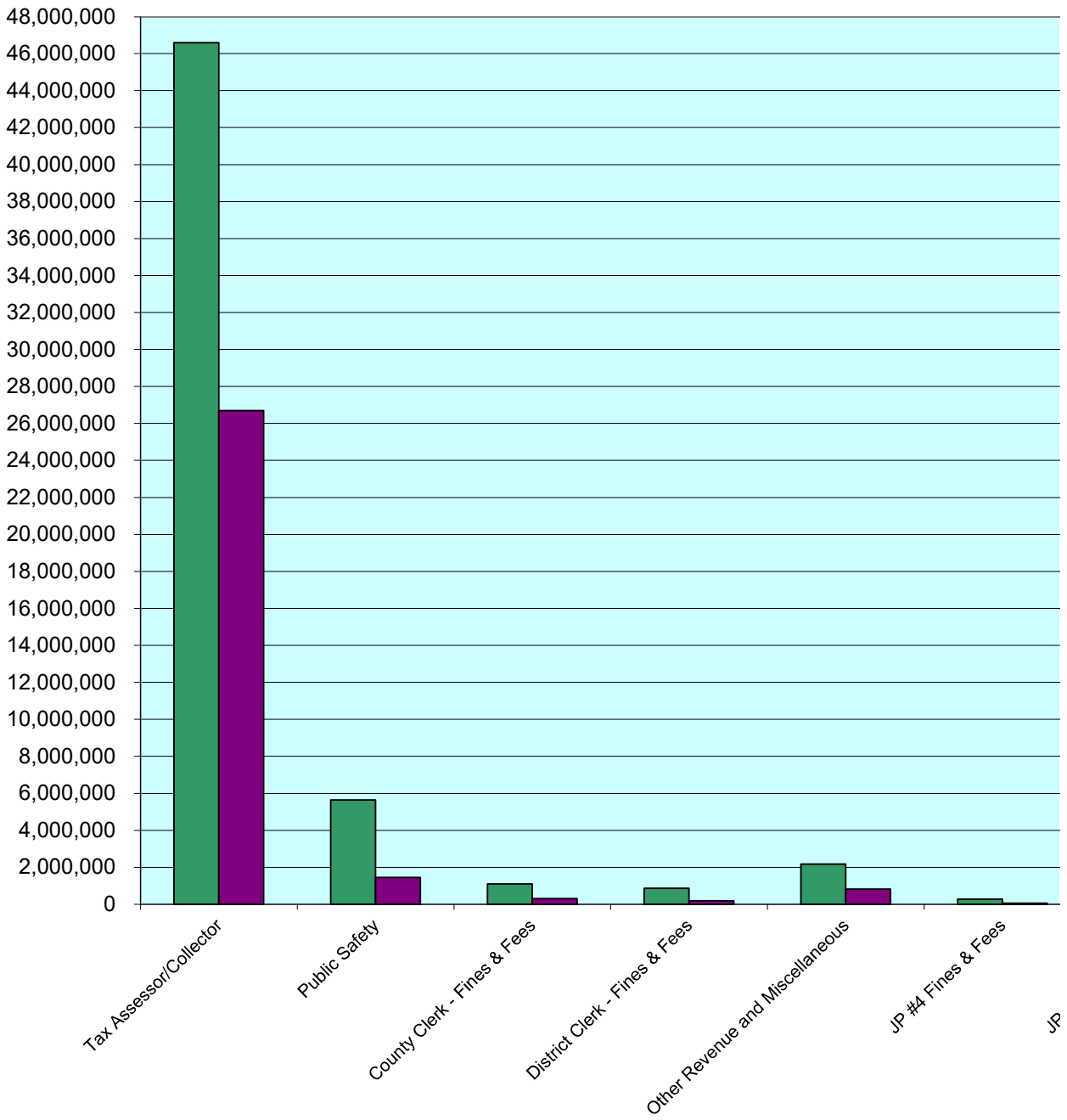
**RANDALL COUNTY TEXAS  
GENERAL FUND ONLY  
COMPARISON OF REVENUE & EXPENDITURES - ACTUAL TO BUDGET  
FOR THE THREE MONTHS ENDED DECEMBER 31, 2020**

	FY 2021				
	AMENDED BUDGET	ACTUAL	BUDGET VS ACT'L	% OF BUDGET	
			(UNFAVORABLE) FAVORABLE	COMPLETED 25.0%	REMAINING 75.0%
<b>REVENUE</b>					
<b>Tax Assessor/Collector:</b>					
Ad Valorem Taxes	42,549,375	26,144,800	(16,404,575)	61.4%	38.6%
Fees	816,265	262,733	(553,532)	32.2%	67.8%
Sales Tax	1,425,000	0	(1,425,000)	0.0%	100.0%
Optional Registration - R&B	1,800,000	292,750	(1,507,250)	16.3%	83.7%
Voter Registration Reimb	5,000	0	(5,000)	0.0%	100.0%
<b>Total Tax Assessor/Collector</b>	<b>46,595,640</b>	<b>26,700,282</b>	<b>(19,895,358)</b>	<b>57.3%</b>	<b>42.7%</b>
JP #1 Fines & Fees	333,500	79,639	(253,861)	23.9%	76.1%
JP #4 Fines & Fees	281,000	54,794	(226,206)	19.5%	80.5%
County Clerk - Fines & Fees	1,107,255	302,670	(804,585)	27.3%	72.7%
District Clerk - Fines & Fees	858,480	191,459	(667,021)	22.3%	77.7%
Fire - Grant/Fire Marshall Fees	10,620	5	(10,615)	0.0%	100.0%
<b>Sheriff:</b>					
Bed Revenue	4,575,000	1,170,025	(3,404,975)	25.6%	74.4%
Dispatch	235,009	117,505	(117,505)	50.0%	50.0%
Other Fees	815,219	171,876	(643,343)	21.1%	78.9%
<b>Total Sheriff</b>	<b>5,625,228</b>	<b>1,459,406</b>	<b>(4,165,822)</b>	<b>25.9%</b>	<b>74.1%</b>
Road & Bridge - Permits & Fees	143,500	48,783	(94,717)	34.0%	66.0%
Criminal District Attorney - Reimbursements	215,275	5,573	(209,702)	2.6%	97.4%
Other Revenue and Miscellaneous	1,378,565	694,276	(684,290)	50.4%	49.6%
Earned Interest	650,000	81,518	(568,482)	12.5%	87.5%
<b>TOTAL REVENUE</b>	<b>57,199,063</b>	<b>29,618,405</b>	<b>(27,580,658)</b>	<b>51.8%</b>	<b>48.2%</b>
<b>EXPENDITURES</b>					
<b>Administrative:</b>					
Non-Departmental	2,111,764	1,216,452	895,312	57.6%	42.4%
Information Technology	1,817,812	900,707	917,105	49.5%	50.5%
County Clerk	433,453	86,709	346,744	20.0%	80.0%
County Commissioners	2,210,970	389,067	1,821,903	17.6%	82.4%
County Judge	250,122	40,480	209,642	16.2%	83.8%
Judicial Enforcement	259,715	55,450	204,265	21.4%	78.6%
Historical Commission	7,500	0	7,500	0.0%	100.0%
Human Resources	266,471	53,348	213,123	20.0%	80.0%
<b>Total Administrative</b>	<b>7,357,807</b>	<b>2,742,213</b>	<b>4,615,594</b>	<b>37.3%</b>	<b>62.7%</b>
Conservation & Environmental Protection	2,000	2,000	0	100.0%	0.0%
Elections	513,713	201,712	312,001	39.3%	60.7%
Extension Service	440,826	82,080	358,746	18.6%	81.4%
<b>Financial:</b>					
Tax Assessor/Collector	1,654,882	333,813	1,321,069	20.2%	79.8%
Auditor	645,632	126,396	519,236	19.6%	80.4%
Treasurer	254,771	49,904	204,867	19.6%	80.4%
Purchasing	330,148	67,490	262,658	20.4%	79.6%
Loss Prevention	6,430	1,723	4,707	26.8%	73.2%
<b>Total Financial</b>	<b>2,891,863</b>	<b>579,326</b>	<b>2,312,537</b>	<b>20.0%</b>	<b>80.0%</b>
Health & Welfare	257,799	35,243	222,556	13.7%	86.3%
<b>Judicial:</b>					
Criminal District Attorney	3,458,712	689,041	2,769,671	19.9%	80.1%
Courts-General	2,545,036	266,107	2,278,929	10.5%	89.5%
District Clerk	874,031	169,594	704,437	19.4%	80.6%
County Court-at-Law #1	562,047	108,910	453,137	19.4%	80.6%
County Court-at-Law #2	521,856	101,397	420,459	19.4%	80.6%
JP #1	285,660	56,886	228,774	19.9%	80.1%


**RANDALL COUNTY TEXAS  
GENERAL FUND ONLY  
COMPARISON OF REVENUE & EXPENDITURES - ACTUAL TO BUDGET  
FOR THE THREE MONTHS ENDED DECEMBER 31, 2020**

	FY 2021				
	AMENDED BUDGET	ACTUAL	BUDGET VS ACT'L	% OF BUDGET	
			(UNFAVORABLE) FAVORABLE	COMPLETED 25.0%	REMAINING 75.0%
Judicial - continued:					
JP #4	291,386	57,443	233,943	19.7%	80.3%
DA IV-E CPS Grant	308,745	61,981	246,764	20.1%	79.9%
CDA Victim Asst Grant	69,626	11,669	57,957	16.8%	83.2%
DA CJD - VAWA Grant	104,868	21,063	83,805	20.1%	79.9%
Adult Probation	188,500	16	188,484	0.0%	100.0%
181st District Court	26,015	3,812	22,204	14.7%	85.3%
251st District Court	26,015	3,355	22,660	12.9%	87.1%
47th District Court	26,015	3,345	22,670	12.9%	87.1%
Domestic Relations Office	225,422	44,080	181,342	19.6%	80.4%
Seventh Court of Appeals	9,893	1,988	7,905	20.1%	79.9%
Bail Bond Board	3,250	0	3,250	0.0%	100.0%
<b>Total Judicial</b>	<b>9,527,077</b>	<b>1,600,685</b>	<b>7,926,392</b>	<b>16.8%</b>	<b>83.2%</b>
Public Facilities					
Facilities	1,074,894	168,119	906,775	15.6%	84.4%
Public Safety:					
Contracted Emergency Svcs & Fire Protection	449,823	33,368	416,455	7.4%	92.6%
Randall Co. Fire	2,099,893	375,851	1,724,042	17.9%	82.1%
Sheriff's Department	7,962,322	1,633,627	6,328,695	20.5%	79.5%
Sheriff - Jail	10,102,967	2,044,829	8,058,138	20.2%	79.8%
Sheriff - Medical	1,176,845	201,716	975,129	17.1%	82.9%
Sheriff - SOU	1,285,446	282,974	1,002,472	22.0%	78.0%
Sheriff - Mechanic	138,521	23,480	115,041	17.0%	83.0%
Department of Public Safety	69,544	13,744	55,800	19.8%	80.2%
Constable #1	81,693	17,549	64,144	21.5%	78.5%
Constable #4	89,602	15,604	73,998	17.4%	82.6%
<b>Total Public Safety</b>	<b>23,456,656</b>	<b>4,642,743</b>	<b>18,813,913</b>	<b>19.8%</b>	<b>80.2%</b>
Road & Bridge	4,246,823	656,825	3,589,998	15.5%	84.5%
Capital Expenditures:					
Information Technology	589,180	50	589,130	0.0%	100.0%
Commissioners' Court	50,000	0	50,000	0.0%	100.0%
Fire & Emergency Services	29,000	0	29,000	0.0%	100.0%
Randall Co. Fire	325,000	0	325,000	0.0%	100.0%
Fire Vehicles	1,253,000	0	1,253,000	0.0%	100.0%
Road & Bridge	715,000	508,201	206,799	71.1%	28.9%
Road & Bridge Vehicles	107,378	0	107,378	0.0%	100.0%
Leases	152,658	130,657	22,001	85.6%	14.4%
Constable #4	23,500	0	23,500	0.0%	100.0%
Sheriff Admin	162,700	0	162,700	0.0%	100.0%
Sheriff Vehicles	296,663	33,655	263,008	11.3%	88.7%
Sheriff Jail	753,100	298,655	454,445	39.7%	60.3%
Sheriff Jail Vehicles	63,533	62,063	1,470	97.7%	2.3%
Sheriff SOU	35,200	0	35,200	0.0%	100.0%
Sheriff SOU Vehicles	37,937	37,937	0	100.0%	0.0%
Building Operation	11,600	0	11,600	0.0%	100.0%
Buildings	662,866	13,358	649,508	2.0%	98.0%
<b>Total Capital</b>	<b>5,268,315</b>	<b>1,084,575</b>	<b>4,183,740</b>	<b>20.6%</b>	<b>79.4%</b>
<b>TOTAL EXPENDITURES</b>	<b>55,037,773</b>	<b>11,795,521</b>	<b>43,242,252</b>	<b>21.4%</b>	<b>78.6%</b>
<b>REVENUE OVER (UNDER) EXPENDITURES</b>	<b>2,161,290</b>	<b>17,822,885</b>	<b>15,661,595</b>	<b>824.6%</b>	<b>-724.6%</b>
TRANSFERS IN					
County Asst District #1	990,000	0	(990,000)	0.0%	100.0%
Unclaimed Property	1,850	0	(1,850)	0.0%	100.0%
<b>Total Transfers In</b>	<b>991,850</b>	<b>0</b>	<b>(991,850)</b>	<b>100.0%</b>	<b>0.0%</b>
TRANSFERS OUT					
Juvenile Probation Fund	2,297,729	574,432	1,723,297	25.0%	75.0%
Youth Center of the High Plains	3,198,266	799,567	2,398,699	25.0%	75.0%
Courths/Justice Ctr Security Fund	430,000	107,500	322,500	25.0%	75.0%
County Records Mngmt Fund	37,500	9,375	28,125	25.0%	75.0%
<b>Total Transfers Out</b>	<b>5,963,495</b>	<b>1,490,874</b>	<b>4,472,621</b>	<b>25.0%</b>	<b>75.0%</b>
<b>NET INCREASE (DECREASE) IN FUND BALANCE</b>	<b>(2,810,355)</b>	<b>16,332,011</b>	<b>19,142,366</b>		
<b>EST. BEGINNING FUND BALANCE OCTOBER 1, 2020</b>	<b>17,833,791</b>	<b>19,993,120</b>	<b>2,159,329</b>		
<b>EST. ENDING FUND BALANCE DECEMBER 31, 2020</b>	<b>15,023,436</b>	<b>36,325,131</b>	<b>21,301,695</b>		

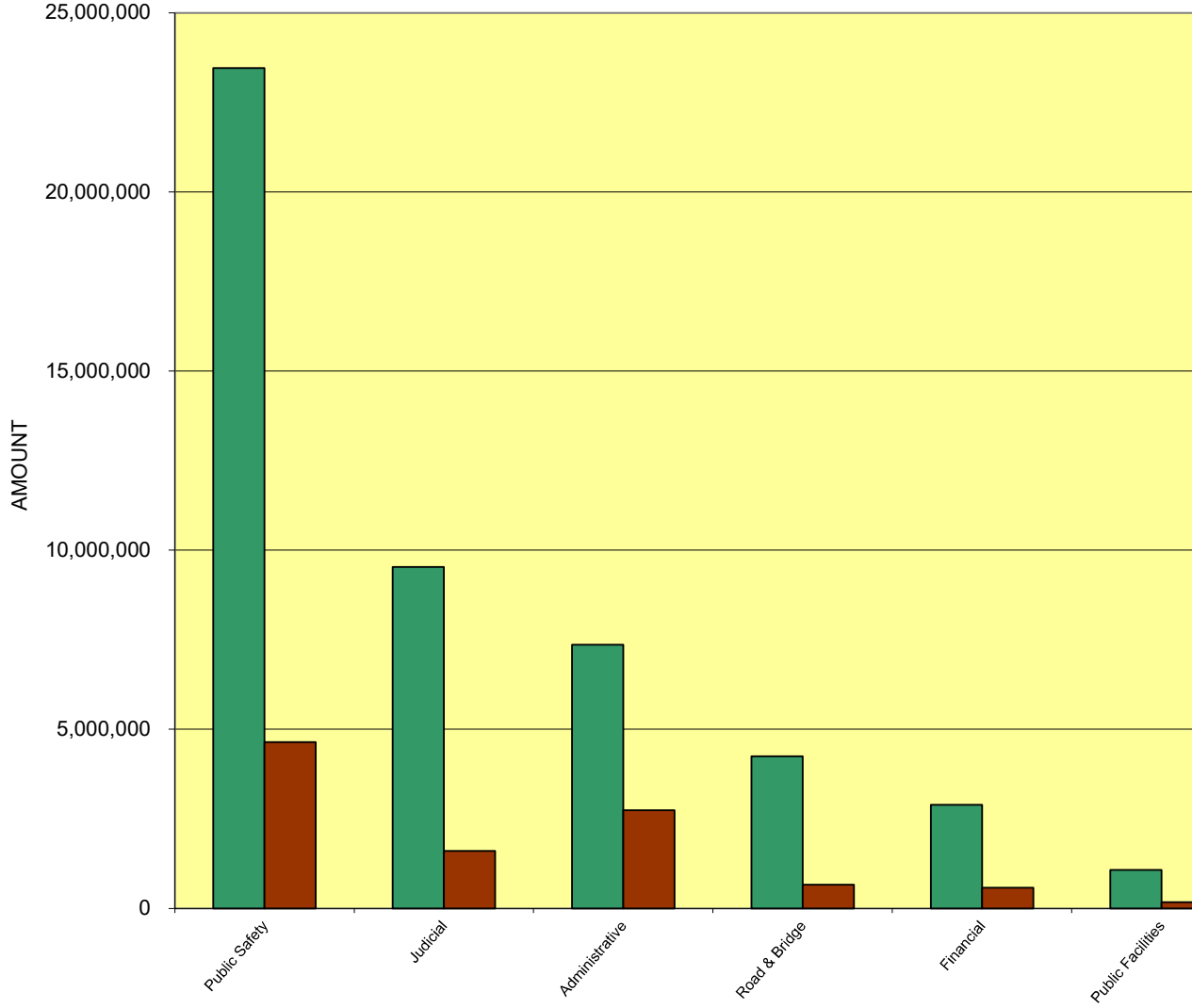
### GENERAL FUND REVENUE VS BUDGET FOR DECEMBER 31



31, 2020



**GENERAL FUND EXPENDITURES VS BUDGET FOR DECEM**



**BER 31, 2020**

