

RANDALL COUNTY TREASURER REPORT

For September 2015

Currency & Investments

Commissioners' Court
Randall County Treasurer
Glenna Canada
Court date - October 27, 2015

Enclosed are:

Amarillo National Bank Clearing Account – Page 1

Cash Receipts – Page 2

Tex Pool Accounts – Page 3

Investment Accounts – Page 4

Investment Overview – Page 5

ANB Amarillo Economic Analysis – Page 6

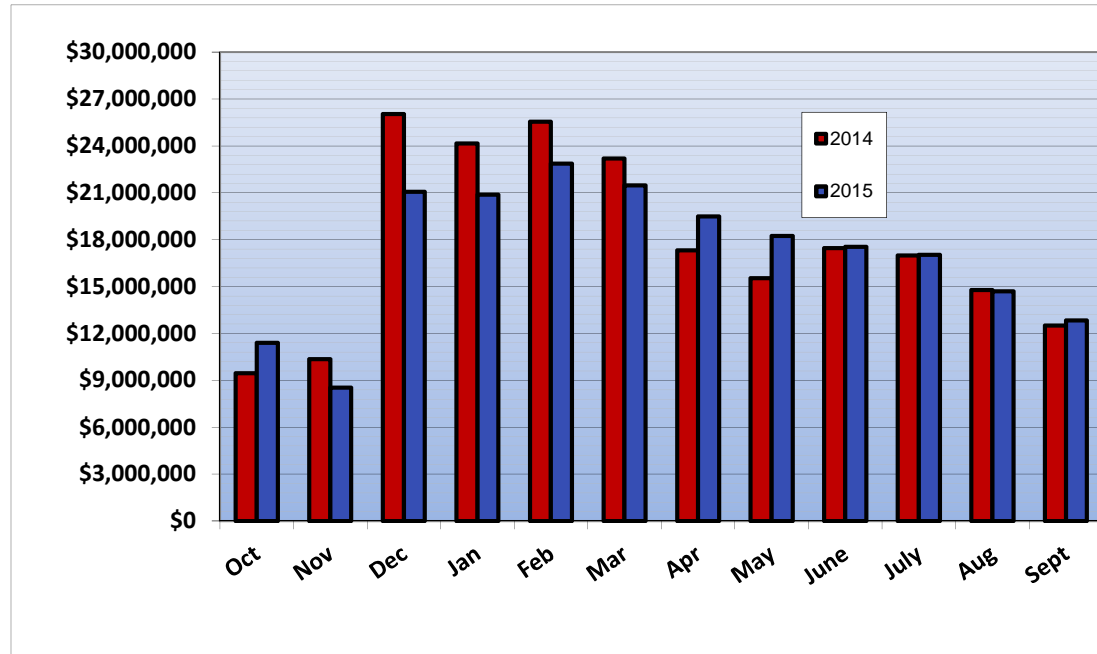
Glenna Canada

Information is operational data as of September 30, 2015



Amarillo National Bank Clearing Account

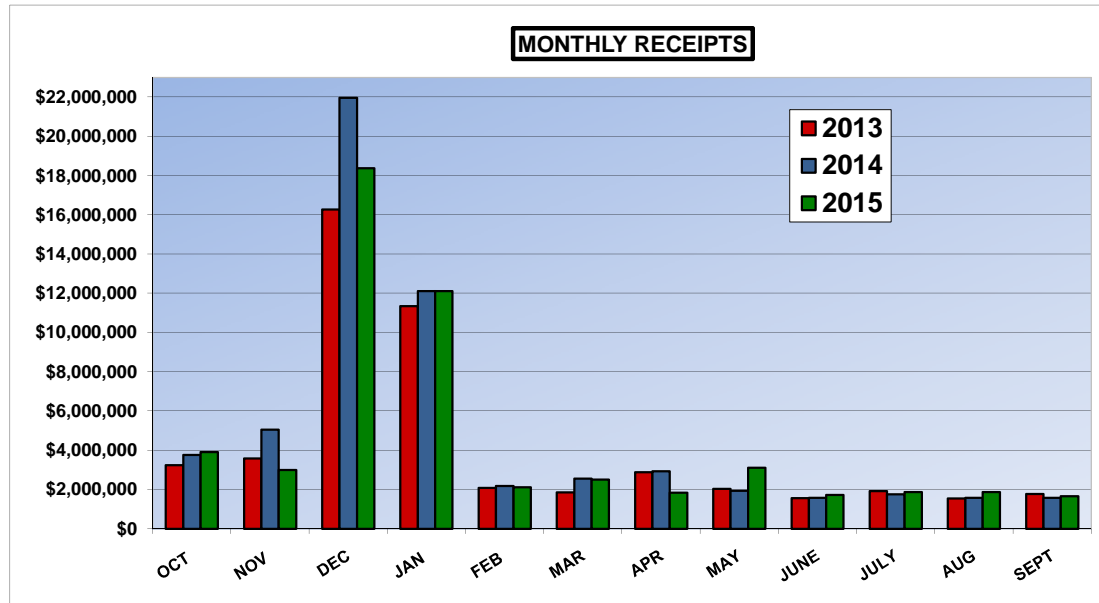
	Opening	Deposits	Withdrawals	Closing
Oct 2013	\$10,238,720	\$4,021,220	\$4,800,604	\$9,459,336
Nov 2013	\$9,459,336	\$4,737,316	\$3,836,564	\$10,360,088
Dec 2013	\$10,360,088	\$19,837,858	\$4,153,301	\$26,044,645
Jan 2014	\$26,044,645	\$10,872,227	\$12,748,836	\$24,168,035
Feb 2014	\$24,168,035	\$5,650,571	\$4,269,186	\$25,549,420
Mar 2014	\$25,549,420	\$2,067,303	\$4,426,620	\$23,190,103
Apr 2014	\$23,190,103	\$8,000,836	\$13,880,853	\$17,310,087
May 2014	\$17,310,087	\$1,719,025	\$3,492,206	\$15,536,906
June 2014	\$15,536,906	\$5,460,698	\$3,529,740	\$17,467,865
July 2014	\$17,467,865	\$6,726,718	\$7,212,083	\$16,982,500
Aug 2014	\$16,982,500	\$1,387,929	\$3,589,865	\$14,780,565
Sep 2014	\$14,780,565	\$1,739,298	\$4,018,140	\$12,501,723
Oct 2014	\$12,501,723	\$8,241,913	\$9,335,182	\$11,408,454
Nov 2014	\$11,408,454	\$2,617,194	\$5,484,002	\$8,541,646
Dec 2014	\$8,541,646	\$16,636,847	\$4,122,132	\$21,056,361
Jan 2015	\$21,056,361	\$15,731,490	\$15,911,259	\$20,876,591
Feb 2015	\$20,876,591	\$6,181,032	\$4,193,680	\$22,863,943
Mar 2015	\$22,863,943	\$2,685,011	\$4,068,885	\$21,480,070
Apr 2015	\$21,480,070	\$1,885,000	\$3,873,025	\$19,492,045
May 2015	\$19,492,045	\$2,258,876	\$3,501,931	\$18,248,989
June 2015	\$18,248,989	\$3,228,372	\$3,941,583	\$17,535,779
July 2015	\$17,535,779	\$11,885,388	\$12,394,896	\$17,026,272
Aug 2015	\$17,026,272	\$1,784,500	\$4,109,733	\$14,701,039
Sep 2015	\$14,701,039	\$2,043,187	\$3,916,415	\$12,827,810





CASH RECEIPTS FOR 2014 - 2015

MONTH	AD VALOREM TAX	TAX OFFICE (OTHER)	ASSISTANCE DISTRICT 1	OTHER STATE REV	COUNTY CLERK	DISTRICT CLERK	JP #1	JP #4	SHERIFF	DISTRICT ATTORNEY	YOUTH CENTER/ NEXT STEP	JUVENILE PROBATION	OTHER RECEIPTS	MONTHLY RECEIPT TOTAL
Oct 2014	\$1,816,802	\$514,046	\$53,471	\$115,170	\$154,670	\$118,951	\$58,478	\$40,339	\$296,740	\$33,939	\$380,175	\$247,744	\$82,033	\$3,912,557
Nov 2014	\$1,497,870	\$332,448	\$57,713	\$86,847	\$118,838	\$103,407	\$51,531	\$39,036	\$318,958	\$22,343	\$152,025	\$95,735	\$113,609	\$2,990,361
Dec 2014	\$14,787,364	\$2,176,125	\$52,113	\$38,486	\$132,804	\$109,331	\$49,331	\$36,520	\$282,634	\$29,587	\$560,989	\$90,005	\$35,827	\$18,381,117
Jan 2015	\$9,326,975	\$1,784,340	\$40,942	\$62,056	\$122,812	\$102,626	\$58,008	\$36,356	\$309,226	\$30,689	\$51,984	\$102,682	\$78,095	\$12,106,791
Feb 2015	\$388,879	\$232,551	\$66,507	\$84,802	\$156,155	\$127,463	\$92,726	\$55,693	\$327,371	\$30,108	\$302,840	\$116,924	\$134,788	\$2,116,806
Mar 2015	\$303,786	\$195,520	\$44,879	\$1,969	\$151,494	\$137,541	\$94,101	\$69,697	\$735,719	\$27,993	\$551,541	\$95,857	\$95,640	\$2,505,736
Apr 2015	\$157,619	\$228,668	\$38,093	\$107,575	\$149,300	\$130,874	\$78,602	\$51,746	\$329,220	\$30,580	\$306,810	\$107,565	\$121,427	\$1,838,078
May 2015	\$188,565	\$1,584,164	\$53,478	\$109,522	\$148,256	\$132,735	\$55,829	\$44,616	\$316,691	\$47,780	\$283,664	\$100,372	\$39,209	\$3,104,880
Jun 2015	\$82,013	\$185,875	\$55,168	\$0	\$149,122	\$128,544	\$55,957	\$41,700	\$317,109	\$31,826	\$306,974	\$109,888	\$254,335	\$1,718,510
July 2015	\$171,108	\$225,551	\$53,771	\$103,525	\$146,655	\$119,506	\$70,995	\$45,696	\$150,718	\$131,499	\$342,105	\$23,842	\$287,056	\$1,872,027
Aug 2015	\$66,266	\$174,131	\$65,866	\$41,768	\$148,003	\$122,598	\$58,060	\$39,205	\$541,429	\$109,754	\$316,143	\$91,815	\$100,545	\$1,875,584
Sep 2015	\$52,555	\$217,024	\$54,000	\$61,564	\$127,019	\$127,603	\$65,341	\$48,028	\$299,293	\$39,714	\$314,725	\$65,692	\$186,293	\$1,658,851
TOTAL	\$28,839,803	\$7,850,441	\$636,002	\$813,285	\$1,705,128	\$1,461,178	\$788,959	\$548,632	\$4,225,107	\$565,810	\$3,869,974	\$1,248,121	\$1,528,857	\$54,081,297





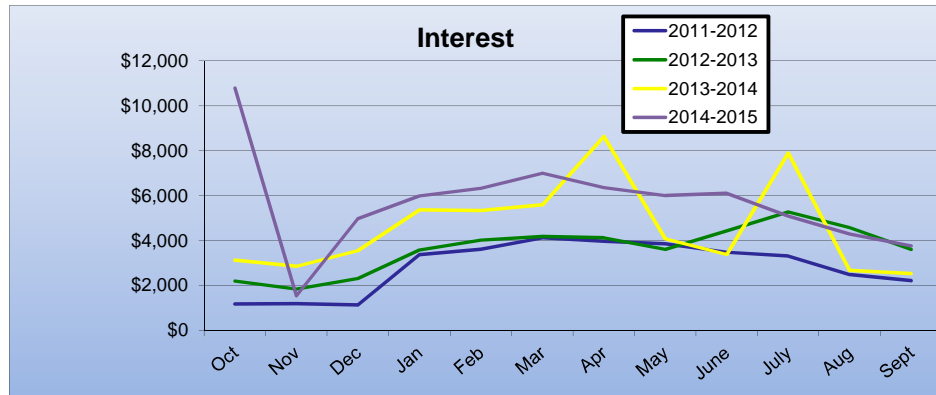
TEX POOL INVESTMENT ACCOUNTS

Month	Clearing		Juvenile	
	Account	Interest	Probation Fund	Interest
Oct 2011	\$9,789,421	\$743	\$1,294,736	\$92
Nov 2011	\$9,790,290	\$869	\$1,294,851	\$115
Dec 2011	\$9,790,963	\$673	\$1,294,940	\$89
Jan 2012	\$9,791,690	\$727	\$1,295,037	\$96
Feb 2012	\$9,792,393	\$702	\$1,295,129	\$93
Mar 2012	\$9,793,349	\$955	\$1,295,256	\$127
Apr 2012	\$9,794,243	\$894	\$1,295,374	\$118
May 2012	\$9,795,279	\$1,036	\$1,295,511	\$137
June 2012	\$9,796,402	\$1,123	\$1,295,660	\$149
July 2012	\$9,797,498	\$1,095	\$1,295,805	\$145
Aug 2012	\$9,798,590	\$1,093	\$1,295,949	\$145
Sept 2012	\$9,799,856	\$1,266	\$1,296,117	\$167
Oct 2012	\$9,801,235	\$1,379	\$1,296,299	\$182
Nov 2012	\$9,802,495	\$1,260	\$1,046,440	\$141
Dec 2012	\$9,803,749	\$1,254	\$1,046,574	\$134
Jan 2013	\$9,804,570	\$821	\$1,046,662	\$88
Feb 2013	\$9,805,273	\$703	\$1,046,737	\$75
Mar 2013	\$9,806,145	\$872	\$1,046,830	\$93
Apr 2013	\$9,806,969	\$824	\$1,046,918	\$88
May 2013	\$9,807,564	\$596	\$1,046,981	\$64
June 2013	\$2,807,815	\$251	\$1,047,031	\$50
July 2013	\$807,933	\$118	\$1,047,078	\$47
Aug 2013	\$807,963	\$30	\$1,047,117	\$39
Sept 2013	\$807,989	\$26	\$1,047,151	\$34
Oct 2013	\$808,023	\$34	\$100,015	\$15
Nov 2013	\$808,054	\$30	\$100,018	\$4
Dec 2013	\$808,079	\$26	\$100,021	\$3
Jan 2014	\$808,097	\$19	\$100,024	\$2
Feb 2014	\$808,115	\$18	\$100,026	\$2
Mar 2014	\$808,135	\$21	\$100,029	\$3
Apr 2014	\$808,158	\$22	\$100,031	\$3
May 2014	\$808,174	\$17	\$100,033	\$2
June 2014	\$808,193	\$19	\$100,036	\$2
July 2014	\$808,215	\$21	\$100,038	\$3
Aug 2014	\$808,239	\$24	\$100,041	\$3
Sept 2014	\$808,261	\$22	\$100,044	\$3
Oct 2014	\$808,280	\$18	\$100,046	\$2
Nov 2014	\$808,298	\$19	\$100,049	\$2
Dec 2014	\$808,327	\$29	\$100,052	\$4
Jan 2015	\$808,359	\$32	\$100,056	\$4
Feb 2015	\$808,386	\$27	\$100,060	\$3
Mar 2015	\$808,419	\$33	\$100,064	\$4
Apr 2015	\$808,454	\$35	\$100,068	\$4
May 2015	\$108,473	\$19	\$100,073	\$5
June 2015	\$108,478	\$5	\$100,078	\$5
July 2015	\$108,484	\$6	\$100,083	\$5
Aug 2015	\$108,490	\$7	\$100,089	\$6
Sept 2015	\$108,498	\$8	\$100,096	\$7



INVESTMENT ACCOUNTS

End Month	Tex Pool Clearing	Interest	ANB Clearing	Interest	ANB CD's	Interest	Total Interest	Interest To Date
Oct 2013	\$808,023	\$34	\$9,459,336	\$1,726	\$4,000,000	\$1,359	\$3,120	\$3,120
Nov 2013	\$808,054	\$30	\$10,360,088	\$1,508	\$4,000,000	\$1,315	\$2,852	\$5,972
Dec 2013	\$808,079	\$26	\$26,044,645	\$2,161	\$4,000,000	\$1,359	\$3,546	\$9,518
Jan 2014	\$808,097	\$19	\$24,168,035	\$3,987	\$9,000,000	\$1,359	\$5,365	\$14,882
Feb 2014	\$808,115	\$18	\$25,549,420	\$4,087	\$9,000,000	\$1,228	\$5,332	\$20,215
Mar 2014	\$808,135	\$21	\$23,190,103	\$4,207	\$9,000,000	\$1,359	\$5,586	\$25,801
Apr 2014	\$808,158	\$22	\$17,310,087	\$2,945	\$14,000,000	\$5,680	\$8,647	\$34,449
May 2014	\$808,174	\$17	\$15,536,906	\$2,702	\$14,000,000	\$1,359	\$4,078	\$38,527
June 2014	\$808,193	\$19	\$17,467,865	\$2,882	\$10,000,000	\$482	\$3,383	\$41,910
July 2014	\$808,215	\$21	\$16,982,500	\$3,507	\$5,000,000	\$4,365	\$7,894	\$49,804
Aug 2014	\$808,239	\$24	\$14,780,565	\$2,643	\$5,000,000	\$0	\$2,667	\$52,471
Sep 2014	\$808,261	\$22	\$12,501,723	\$2,498	\$5,000,000	\$0	\$2,520	\$54,991
Oct 2014	\$808,280	\$18	\$11,408,454	\$2,038	\$5,000,000	\$8,734	\$10,790	\$10,790
Nov 2014	\$808,298	\$19	\$8,541,646	\$1,528	\$5,000,000	\$0	\$1,547	\$12,338
Dec 2014	\$808,327	\$29	\$21,056,361	\$2,019	\$5,000,000	\$2,925	\$4,973	\$17,311
Jan 2015	\$808,359	\$32	\$20,876,591	\$3,080	\$10,000,000	\$2,877	\$5,989	\$23,299
Feb 2015	\$808,386	\$27	\$22,863,943	\$3,620	\$10,000,000	\$2,685	\$6,332	\$29,632
Mar 2015	\$808,419	\$33	\$21,480,070	\$3,996	\$10,000,000	\$2,973	\$7,002	\$36,633
Apr 2015	\$808,454	\$35	\$19,492,045	\$3,442	\$10,000,000	\$2,877	\$6,353	\$42,987
May 2015	\$108,473	\$19	\$18,248,989	\$3,010	\$10,000,000	\$2,973	\$6,001	\$48,988
June 2015	\$108,478	\$5	\$17,535,779	\$3,224	\$10,000,000	\$2,877	\$6,107	\$55,095
July 2015	\$108,484	\$6	\$17,026,272	\$3,553	\$5,000,000	\$1,534	\$5,093	\$60,187
Aug 2015	\$108,490	\$7	\$14,701,039	\$2,806	\$5,000,000	\$1,487	\$4,299	\$64,487
Sep 2015	\$108,498	\$8	\$12,827,810	\$2,326	\$5,000,000	\$1,438	\$3,772	\$68,258





Investment Overview Ending September 30, 2015

SUMMARY

Amarillo National Bank - CD's	\$5,000,000
TexPool Clearing	\$108,498
Total Non Restrictive Investments	\$5,108,498
Amarillo National Bank - Clearing	\$12,827,810
Cash On Hand	\$17,936,308

