

Randall County Treasurer Report

August 2021

Cash and Investments

Commissioners Court September 28, 2021

Randall County Treasurer

Angie Parker

All investments are in compliance with both the Public Funds Investment Act and the Randall County Investment Policy. The investment strategy is passive, which maintains a liquid cash flow and safety of the investment as priorities.

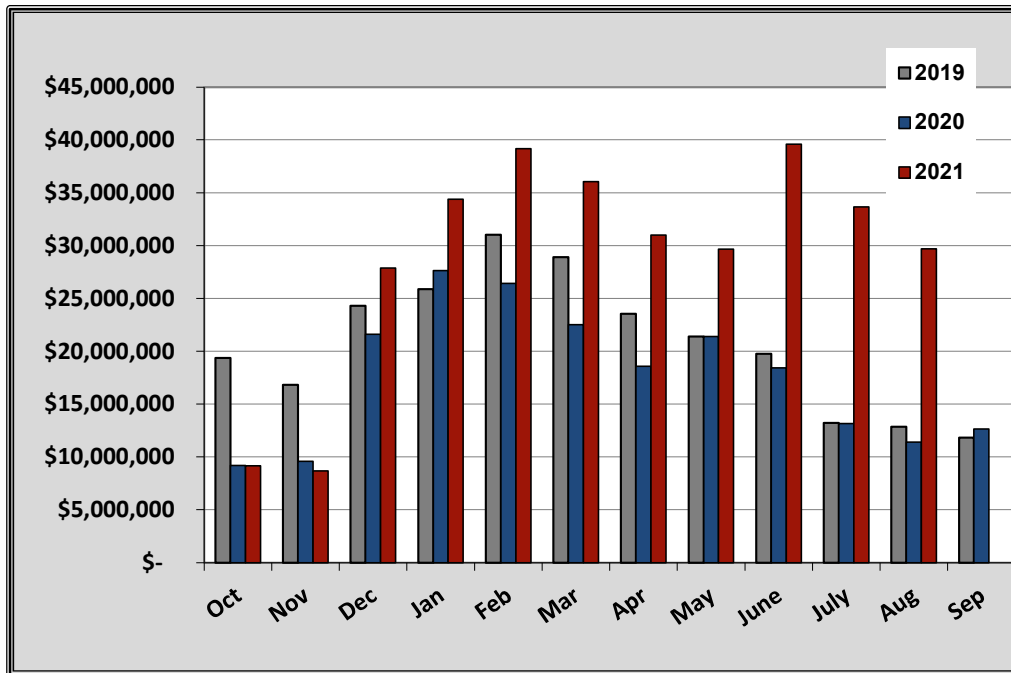
Respectfully submitted by

Angie Parker



Amarillo National Bank Clearing Account

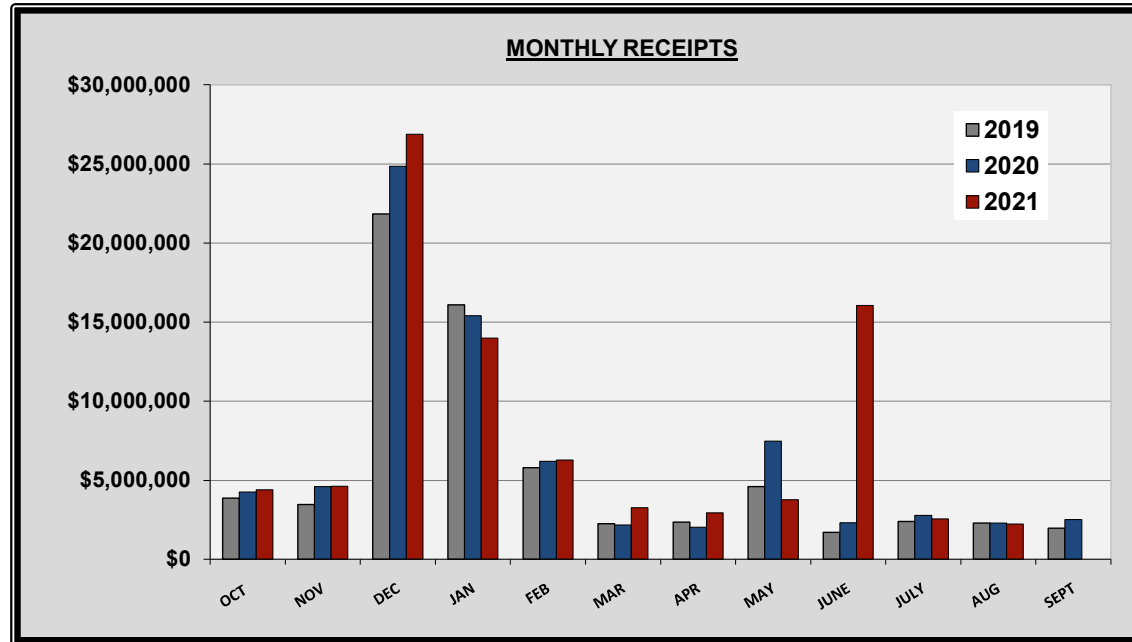
	Opening	Deposits	Withdrawals	Closing	Interest
Oct 2020	12,641,908	4,682,962	8,156,935	9,167,935	2,031
Nov 2020	9,167,935	4,651,816	5,152,286	8,667,464	1,568
Dec 2020	8,667,464	25,142,805	5,951,236	27,859,034	2,558
Jan 2021	27,859,034	12,809,136	6,278,897	34,389,273	4,978
Feb 2021	34,389,273	10,232,709	5,458,209	39,163,773	6,013
Mar 2021	39,163,773	3,107,118	6,215,966	36,054,925	6,750
Apr 2021	36,054,925	3,023,753	8,075,732	31,002,946	5,574
May 2021	31,002,946	3,762,268	5,111,715	29,653,499	4,690
June 2021	29,653,499	15,948,328	6,016,611	39,585,215	7,284
July 2021	39,585,215	2,433,959	8,372,584	33,646,590	6,266
Aug 2021	33,646,590	2,296,565	6,262,815	29,680,340	5,586
Sep 2021					





CASH RECEIPTS FOR 2020 - 2021

MONTH	AD VALOREM TAX	TAX OFFICE (OTHER)	ASSISTANCE DISTRICT 1	OTHER STATE REV	COUNTY CLERK	DISTRICT CLERK	JP #1	JP #4	SHERIFF	DISTRICT ATTORNEY	YOUTH CENTER	JUVENILE PROBATION	OTHER RECEIPTS	MONTHLY RECEIPT TOTAL
OCT 2020	2,042,095	129,981	98,221	215,527	182,992	117,141	54,628	41,032	547,734	14,626	327,341	149,499	476,375	4,397,191
NOV 2020	2,817,486	120,811	116,313	328,448	162,504	86,372	47,453	38,691	573,711	10,280	33,963	148,570	140,616	4,625,218
DEC 2020	24,317,989	171,437	103,404	49,789	185,297	115,254	54,195	43,811	571,810	4,161	620,354	149,021	491,953	26,878,475
JAN 2021	11,813,588	521,345	110,909	95,181	161,746	122,406	49,295	46,908	227,260	170,664	312,262	148,943	215,673	13,996,179
FEB 2021	4,563,874	134,573	136,967	70,065	144,763	95,332	65,422	42,119	570,684	5,501	321,678	8,578	116,911	6,276,468
MAR 2021	565,551	236,933	113,248	87,888	219,833	190,681	133,068	102,103	590,831	14,135	331,670	291,333	399,371	3,276,643
APR 2021	223,631	205,315	107,673	446,153	195,841	151,662	84,374	57,036	834,371	22,129	326,214	150,925	138,078	2,943,402
MAY 2021	282,889	1,780,611	157,197	166,992	168,345	119,789	63,547	49,498	358,258	2,763	324,255	152,121	159,709	3,785,975
JUNE 2021	175,751	257,190	142,819	38,763	199,519	121,531	66,915	53,125	556,549	13,423	324,806	141,608	13,955,550	16,047,548
JULY 2021	140,966	246,354	134,252	98,291	187,712	117,020	61,897	50,097	836,431	16,019	327,003	140,458	203,783	2,560,283
AUG 2021	143,925	181,558	166,043	88,257	210,272	114,975	44,911	42,946	601,856	13,497	329,534	14,150	287,116	2,239,040
SEPT 2021														-
TOTAL	47,087,743	3,986,107	1,387,046	1,685,353	2,018,823	1,352,163	725,705	567,365	6,269,494	287,200	3,579,080	1,495,207	16,585,135	87,026,421



Source: Receipt Report Net Data



CASH BALANCES BY FUND FOR AUGUST 2021

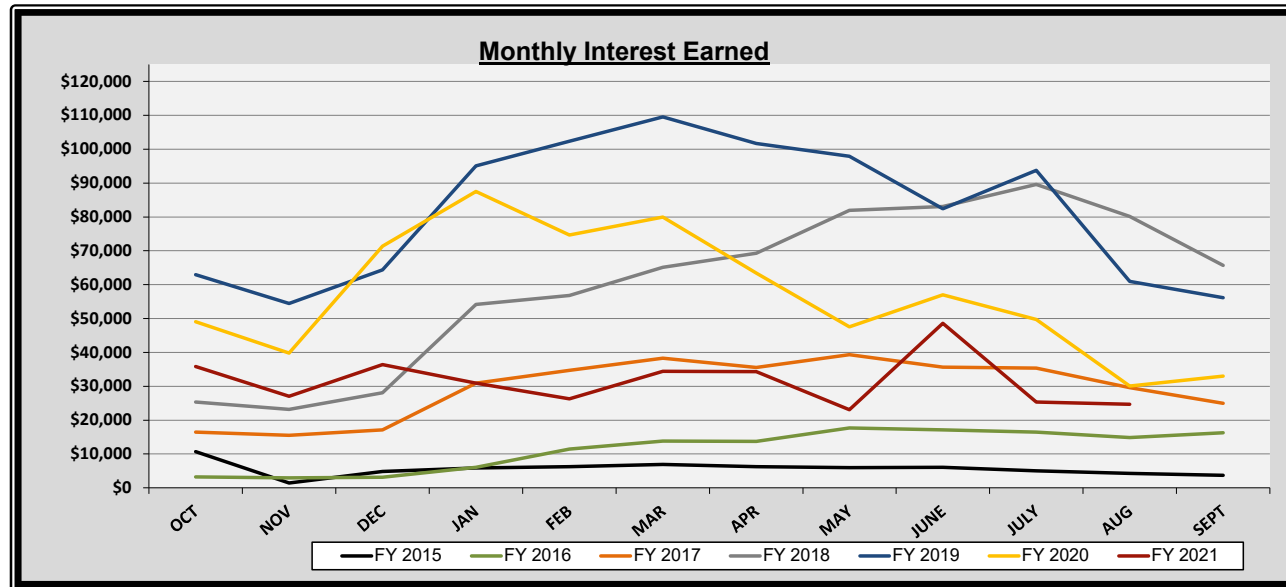
Fund	Clearing Account	Texas Class	Multi-Bank Securities	TexPool	Total
General	\$ 8,689,904	\$ 3,712,494	\$ 16,817,604	\$ 114,955	\$ 29,334,957
Juvenile Probation General	\$ 1,711,281		\$ 500,000		\$ 2,211,281
JP Security	\$ 40,740				\$ 40,740
County Clerk Technology	\$ 9,469				\$ 9,469
County Clerk Preservation	\$ 19,488				\$ 19,488
Sheriff Forfeiture	\$ 5,753				\$ 5,753
ARRA/CARES Act Grant Funds	\$ 13,180,506				\$ 13,180,506
District Clerk Technology	\$ 5,364				\$ 5,364
District Clerk Preservation	\$ 65,030		\$ 50,000		\$ 115,030
Law Library	\$ 109,323		\$ 100,000		\$ 209,323
Juvenile Probation	\$ 812,111			\$ -	\$ 812,111
Court Cost	\$ 143,376				\$ 143,376
Cafeteria Plan	\$ 25,138				\$ 25,138
Health Care	\$ 454,776		\$ 1,850,000		\$ 2,304,776
Tax Assessor/Collector Motor Veh. Inv Tax	\$ (1,149)				\$ (1,149)
District Clerk Archive	\$ 96,946				\$ 96,946
Debt Service	\$ 93,725				\$ 93,725
Courthouse & Justice Center Security	\$ 100,933				\$ 100,933
County Records Management	\$ 1,516				\$ 1,516
County Clerks Records Mgmt	\$ 375,985		\$ 200,000		\$ 575,985
JP #1 Technology	\$ 28,952				\$ 28,952
JP #4 Technology	\$ 19,623				\$ 19,623
Election	\$ 108,983				\$ 108,983
District Clerk Records Mgmt	\$ 71,542				\$ 71,542
County Clerk Archive	\$ 324,757		\$ 100,000		\$ 424,757
District Clerk - AGC IV-E	\$ 32,045				\$ 32,045
Radio Communications System	\$ 245,352		\$ 1,000,000		\$ 1,245,352
Juvenile Center Improvement	\$ 150,971				\$ 150,971
Youth Center of the High Plains Operations	\$ 1,118,139				\$ 1,118,139
CDA - Check Collection/Disbursement	\$ 15,406				\$ 15,406
CDA - State Deposits	\$ (6,911)				\$ (6,911)
CDA - Forfeiture	\$ 63,608				\$ 63,608
CDA - Seizure	\$ 413,424				\$ 413,424
Pre-Trial Diversion Program	\$ 66,514				\$ 66,514
Jail Commissary	\$ 282,479		\$ 200,000		\$ 482,479
Youth Activities	\$ 40,426				\$ 40,426
	\$ 28,915,527	\$ 3,712,494	\$ 20,817,604	\$ 114,955	\$ 53,560,580

Source: NetData



INTEREST REVENUE

End Month	Tex Pool		Texas Class		ANB		Multi-Bank Securities		Total Cash	Total Interest	Interest To Date
	Clearing	Interest	Clearing	Interest	Clearing	Interest	Clearing	Interest			
Oct 2019	\$ 114,049	\$ 185	\$ 2,638,269	\$ 5,490	\$ 9,175,918	\$ 18,969	\$ 14,366,000	\$ 24,462	\$ 26,294,235	\$ 49,107	\$ 49,107
Nov 2019	\$ 114,206	\$ 157	\$ 641,535	\$ 3,267	\$ 9,564,957	\$ 14,161	\$ 15,113,000	\$ 22,268	\$ 25,433,698	\$ 39,853	\$ 88,960
Dec 2019	\$ 114,363	\$ 157	\$ 5,642,826	\$ 1,291	\$ 21,604,610	\$ 24,498	\$ 15,608,000	\$ 45,458	\$ 42,969,799	\$ 71,404	\$ 160,364
Jan 2020	\$ 114,518	\$ 155	\$ 5,651,714	\$ 8,888	\$ 27,629,503	\$ 40,154	\$ 17,351,000	\$ 38,298	\$ 50,746,734	\$ 87,494	\$ 247,858
Feb 2020	\$ 114,663	\$ 145	\$ 10,665,435	\$ 13,721	\$ 26,431,747	\$ 37,691	\$ 18,594,000	\$ 23,072	\$ 55,805,844	\$ 74,629	\$ 322,487
Mar 2020	\$ 114,760	\$ 98	\$ 10,678,693	\$ 13,258	\$ 22,518,907	\$ 35,386	\$ 19,095,000	\$ 31,239	\$ 52,407,360	\$ 79,981	\$ 402,469
Apr 2020	\$ 114,803	\$ 43	\$ 10,688,321	\$ 9,628	\$ 18,566,445	\$ 20,300	\$ 20,041,000	\$ 33,449	\$ 49,410,569	\$ 63,419	\$ 465,888
May 2020	\$ 114,829	\$ 26	\$ 10,695,178	\$ 6,857	\$ 21,381,579	\$ 13,692	\$ 20,046,000	\$ 26,954	\$ 52,237,586	\$ 47,529	\$ 513,418
June 2020	\$ 114,850	\$ 20	\$ 10,700,350	\$ 5,172	\$ 18,432,012	\$ 10,719	\$ 20,550,000	\$ 41,061	\$ 49,797,212	\$ 56,972	\$ 570,390
July 2020	\$ 114,870	\$ 20	\$ 10,704,472	\$ 4,121	\$ 13,164,071	\$ 7,190	\$ 19,562,000	\$ 38,387	\$ 43,545,413	\$ 49,719	\$ 620,109
Aug 2020	\$ 114,887	\$ 17	\$ 10,707,361	\$ 2,889	\$ 11,382,623	\$ 3,782	\$ 20,812,000	\$ 23,416	\$ 43,016,871	\$ 30,105	\$ 650,213
Sep 2020	\$ 114,901	\$ 14	\$ 3,708,948	\$ 1,587	\$ 12,641,908	\$ 2,437	\$ 18,072,000	\$ 28,985	\$ 34,537,757	\$ 33,022	\$ 683,236
Oct 2020	\$ 114,914	\$ 13	\$ 3,709,504	\$ 556	\$ 9,167,935	\$ 2,031	\$ 17,329,000	\$ 33,232	\$ 30,321,353	\$ 35,832	\$ 35,832
Nov 2020	\$ 114,926	\$ 12	\$ 3,709,956	\$ 452	\$ 8,667,464	\$ 1,568	\$ 17,329,000	\$ 24,990	\$ 29,821,346	\$ 27,022	\$ 62,854
Dec 2020	\$ 114,935	\$ 9	\$ 3,710,395	\$ 439	\$ 27,859,034	\$ 2,558	\$ 17,328,000	\$ 33,363	\$ 49,012,363	\$ 36,368	\$ 99,222
Jan 2021	\$ 114,942	\$ 8	\$ 3,710,810	\$ 415	\$ 34,389,273	\$ 4,978	\$ 17,332,000	\$ 25,509	\$ 55,547,025	\$ 30,909	\$ 130,132
Feb 2021	\$ 114,946	\$ 4	\$ 3,711,120	\$ 310	\$ 39,163,773	\$ 6,013	\$ 17,585,000	\$ 19,927	\$ 60,574,839	\$ 26,254	\$ 156,386
Mar 2021	\$ 114,948	\$ 2	\$ 3,711,451	\$ 331	\$ 36,054,925	\$ 6,750	\$ 18,766,000	\$ 27,371	\$ 58,647,324	\$ 34,454	\$ 190,840
Apr 2021	\$ 114,949	\$ 1	\$ 3,711,708	\$ 256	\$ 31,002,946	\$ 5,574	\$ 19,769,000	\$ 28,475	\$ 54,598,602	\$ 34,307	\$ 225,146
May 2021	\$ 114,950	\$ 1	\$ 3,711,955	\$ 247	\$ 29,653,499	\$ 4,690	\$ 19,802,000	\$ 18,162	\$ 53,282,404	\$ 23,100	\$ 248,246
June 2021	\$ 114,951	\$ 1	\$ 3,712,141	\$ 186	\$ 39,585,215	\$ 7,284	\$ 21,058,000	\$ 41,086	\$ 64,470,308	\$ 48,557	\$ 296,804
July 2021	\$ 114,953	\$ 2	\$ 3,712,335	\$ 194	\$ 33,646,590	\$ 6,266	\$ 21,060,000	\$ 18,917	\$ 58,533,878	\$ 25,378	\$ 322,182
Aug 2021	\$ 114,955	\$ 2	\$ 3,712,494	\$ 160	\$ 29,680,340	\$ 5,586	\$ 20,812,000	\$ 18,906	\$ 54,319,790	\$ 24,654	\$ 346,836
Sep 2021											



Source: Tex Pool, Amarillo National Bank, Texas Class & Multi-Bank Securities

7/15/2020	Sallie Mae Bank	100	7/17/2023	0.35%	\$ 249,000	\$100	685	\$ 249,000	\$ 249,279	\$ 249,000	\$ 249,115	\$ -	\$ 872
12/11/2020	New York Community Bank	100	12/11/2023	0.30%	\$ 249,000	\$100	832	\$ 249,000	\$ 248,432	\$ 249,000	\$ 248,243	\$ -	\$ 747
1/29/2021	Community West Bank NA	100	1/29/2024	0.25%	\$ 249,000	\$100	881	\$ 249,000	\$ 247,875	\$ 249,000	\$ 247,660	\$ 53	\$ 623
2/12/2021	Hanmi Bank	100	2/12/2024	0.20%	\$ 249,000	\$100	895	\$ 249,000	\$ 247,481	\$ 249,000	\$ 247,269	\$ 42	\$ 498
2/11/2021	Industrial & Comrl Bk of China	100	2/12/2024	0.25%	\$ 249,000	\$100	895	\$ 249,000	\$ 247,795	\$ 249,000	\$ 247,568	\$ 309	\$ 623
2/26/2021	BLC Community Bank	100	2/26/2024	0.25%	\$ 249,000	\$100	909	\$ 249,000	\$ 247,713	\$ 249,000	\$ 247,479	\$ 53	\$ 623
3/5/2021	BankUnited Nat'l Assoc.	100	3/5/2024	0.25%	\$ 249,000	\$100	917	\$ 249,000	\$ 247,665	\$ 249,000	\$ 247,426	\$ -	\$ 623
3/31/2021	American National Bank-Fox Citie	100	3/28/2024	0.30%	\$ 249,000	\$100	940	\$ 249,000	\$ 247,855	\$ 249,000	\$ 247,586	\$ 127	\$ 747
3/29/2021	First Bank of Greenwich	100	3/28/2024	0.30%	\$ 249,000	\$100	940	\$ 249,000	\$ 247,852	\$ 249,000	\$ 247,583	\$ -	\$ 747
3/26/2021	Dundee Bank	100	3/29/2024	0.25%	\$ 175,000	\$100	941	\$ 175,000	\$ 173,959	\$ 175,000	\$ 173,777	\$ 37	\$ 438
3/30/2021	Old Missouri Bank	100	3/29/2024	0.25%	\$ 249,000	\$100	941	\$ 249,000	\$ 247,521	\$ 249,000	\$ 247,259	\$ 53	\$ 623
4/16/2021	Leader Bank Nat'l Assoc	100	4/16/2024	0.35%	\$ 249,000	\$100	959	\$ 249,000	\$ 248,076	\$ 249,000	\$ 247,782	\$ -	\$ 872
4/28/2021	First State Bank B&T	100	4/26/2024	0.25%	\$ 249,000	\$100	969	\$ 249,000	\$ 247,339	\$ 249,000	\$ 247,055	\$ 53	\$ 623
5/28/2021	Grant County Bank	100	5/28/2024	0.25%	\$ 249,000	\$100	1001	\$ 249,000	\$ 247,128	\$ 249,000	\$ 246,816	\$ 53	\$ 623
6/16/2021	UBS Bank USA	100	6/17/2024	0.35%	\$ 249,000	\$100	1021	\$ 249,000	\$ 247,703	\$ 249,000	\$ 247,352	\$ 74	\$ 872
7/16/2021	BMW Bank North America	100	7/16/2024	0.50%	\$ 249,000	\$100	1050	\$ 249,000	\$ 248,612	\$ 249,000	\$ 248,203	\$ -	\$ 1,245
7/21/2021	GreenState Credit Union	100	7/19/2024	0.50%	\$ 249,000	\$100	1053	\$ 249,000	\$ 248,597	\$ 249,000	\$ 248,183	\$ 38	\$ 1,245
Subtotal CD's								\$ 16,280,000	\$ 16,441,653	\$ 16,032,000	\$ 16,170,804	\$ 18,906	\$ 225,856
Bonds & Securities													
6/1/2020	Tulsa Cnty Okla ISD	100	6/1/2023	1.250%	\$ 754,785	\$100	639	\$ 750,000	\$ 764,040	\$ 750,000	\$ 763,320	\$ -	\$ 9,375
6/18/2020	Beaverton, Or Special Revenue	100	6/1/2023	1.080%	\$ 250,000	\$100	639	\$ 250,000	\$ 252,745	\$ 250,000	\$ 252,590	\$ -	\$ 2,718
3/15/2021	Federal Farm Credit	100	3/15/2024	0.370%	\$ 500,000	\$100	927	\$ 500,000	\$ 500,335	\$ 500,000	\$ 499,595	\$ -	\$ 1,850
4/19/2021	Federal Farm Credit	100	4/5/2024	0.330%	\$ 500,000	\$100	948	\$ 500,000	\$ 780,086	\$ 780,000	\$ 778,970	\$ -	\$ 2,574
4/22/2021	FFCB	100	4/22/2024	0.340%	\$ 500,000	\$100	965	\$ 500,000	\$ 500,105	\$ 500,000	\$ 499,905	\$ -	\$ 1,700
6/3/2021	FHLB	100	6/3/2024	0.375%	\$ 500,000	\$100	1007	\$ 500,000	\$ 499,480	\$ 500,000	\$ 499,435	\$ -	\$ 1,875
6/10/2021	FHLB	100	6/10/2024	0.400%	\$ 500,000	\$100	1014	\$ 500,000	\$ 499,745	\$ 500,000	\$ 499,755	\$ -	\$ 2,000
6/24/2021	FHLB	100	6/24/2024	0.330%	\$ 500,000	\$100	1028	\$ 500,000	\$ 499,190	\$ 500,000	\$ 499,125	\$ -	\$ 1,650
6/28/2021	FHLB	100	6/28/2024	0.330%	\$ 500,000	\$100	1032	\$ 500,000	\$ 500,000	\$ 500,000	\$ 499,745	\$ -	\$ 1,650
Subtotal Bonds								\$ 4,500,000	\$ 4,795,726	\$ 4,780,000	\$ 4,792,440	\$ -	\$ 25,392
Texpool		100		0.02%	n/a	\$100	\$1	\$ 114,953	\$ 114,953	\$ 114,955	\$ 114,955	\$ 2	\$ 150
Texas Class		100		0.05%	n/a	\$100	\$1	\$ 3,712,335	\$ 3,712,335	\$ 3,712,494	\$ 3,712,494	\$ 160	\$ 5,000
Subtotal Pools								\$ 3,827,288	\$ 3,827,288	\$ 3,827,450	\$ 3,827,450	\$ 162	\$ 5,150
Totals								\$ 58,253,878	\$ 58,711,257	\$ 54,319,790	\$ 54,471,034	\$ 24,654	\$ 306,397